

HOUSE OF ROHL

PRESENTS

EMTEK®



MULTI POINT LOCK TRIM



HOUSE OF ROHL®

PRESENTS

EMTEK®

DISTINCTIVE AND TIMELESS DESIGNS,
CUSTOMIZED IN LOS ANGELES

For over 40 years, Emtek has helped design lovers transform houses into homes with award-winning, customizable door and cabinet hardware. By offering unique designs that are attainable, we elevate the ordinary to the extraordinary.

Riobel

PERRIN & ROWE
LONDON



victoria ⊕ albert®

ROHL

Schaub

EMTEK


SELECT BRASS



MODERN BRASS



MODERN BRASS



TRADITIONAL AND TRANSITIONAL BRASS



ARTS & CRAFTS BRASS



*Note: You will need to ensure the necessary opening/closing clearance when using certain lever designs. Dimensions from the center of the stem to the end of the lever overhang have been provided: T-Bar ¾", Geneva 1½", Myles ¾", Freestone 1".

SANDCAST BRONZE



Aurora Lever
(AR)



Bryce Lever
(BR)



Cimarron Lever
(CR)



Cody Lever
(CD)



Durango Lever (D)



Lariat Lever
(LR)



Mariposa Lever
(MA)



Montrose Lever
(MT)



Teton Lever
(TT)



Yuma Lever
(YM)*

LOST WAX CAST BRONZE



Medici Lever
(MDI)



Napoli Lever
(NA)



Octagon Lever
(OCL)



Padua Lever
(PD)

STAINLESS STEEL



Athena Lever
(AT)



Cologne Lever
(CO)



Dresden Lever
(DD)



Helios Lever
(HL)



Hercules Lever
(HS)



Hermes Lever
(HES)



Kiel Lever
(KL)



Poseidon Lever
(PO)



Stuttgart Lever
(STT)

*Note: You will need to ensure the necessary opening/closing clearance when using certain lever designs. Dimensions from the center of the stem to the end of the lever overhang have been provided: Yuma 1 1/4".



Polished Brass -
Lifetime (US3)




Satin Brass
(US4)



French Antique
(US7)



Oil Rubbed Bronze
(US10B)




Polished Nickel -
Lifetime (US14)



Satin Nickel
(US15)



Pewter
(US15A)



Flat Black
(US19)



Polished Chrome
(US26)



Flat Black Bronze
Patina (FB)



Medium Bronze
Patina (MB)



Tumbled White
Bronze (TWB)

Bronze Patina is a living finish that will gracefully age, revealing the underlying bronze over time. Because of this characteristic, no finish warranty is offered on bronze patina products.



Brushed Stainless
Steel (SS)

Brushed Stainless Steel carries a five-year finish warranty. All stainless steel will require some periodic cleaning to keep your hardware looking like new.



Unlacquered Brass
(US3NL)

Unlacquered Brass (US3NL) is a custom, made-to-order finish. It is available with an upcharge, per item and requires an additional 2-3 day lead time. This living finish will gracefully age and evolve in appearance over time. Because of this characteristic, no finish warranty is offered on unlacquered brass products.



Large Multi Point Entry Set



Modern Rectangular

2½" x 17½" Plate, American Cylinder
Dumont Lever, Satin Brass (US4)



Modern Rectangular

2½" x 17½" Plate, Euro Cylinder
Myles Lever, Satin Nickel (US15)

Brass Lever Options *(See more lever options on pages 4 and 5)*



L-Square Straight Knurled



Freestone Lever



Geneva Lever



Helios Lever



Hercules Lever



Myles Lever

Finish Options



US3NL



US4



US10B



US14



US15



US19



US26

Large Multi Point Entry Set




Melrose
2 7/8" x 17 1/2" Plate, American Cylinder
Merrimack Lever, Pewter (US15A)

Melrose
2 7/8" x 17 1/2" Plate, Euro Cylinder
SELECT Hammered Lever, Polished Nickel - Lifetime (US14)

Brass Lever Options (See more lever options on pages 4 and 5)



Finish Options



Large Multi Point Entry Set



Sandcast Bronze Arched
3" x 17 1/2" Plate, American Cylinder
Bryce Lever, Medium Bronze (MB)

Sandcast Bronze Arched
3" x 17 1/2" Plate, Euro Cylinder
Mariposa Lever, Tumbled White Bronze (TWB)

Sandcast Bronze Lever Options (See more lever options on page 6)



Finish Options



Contemporary Brass



Modern 1½" x 11" Plate, Keyed, Helios Lever, Satin Nickel (US15)
Modern 2" x 10" Plate, Non-Keyed, Stuttgart Lever, Polished Chrome (US26)

Contemporary Stainless Steel



Stainless Steel 1½" x 11" Plate, Keyed, Athena Lever, Stainless Steel (SS)
Stainless Steel 2" x 10" Plate, Non-Keyed, Stuttgart Lever, Stainless Steel (SS)

Brass Lever Options (See more lever options on pages 4 and 5)

		
Argos Lever	Aston Lever	Breslin Lever
		
Dumont Lever	Freestone Lever	Geneva Lever
		
Helios Lever	Hercules Lever	Myles Lever
		
Sion Lever	Spencer Lever	Triton Lever

Finish Options

						
US3NL	US4	US10B	US14	US15	US19	US26

Stainless Steel Lever Options

		
Athena Lever	Cologne Lever	Dresden Lever
		
Helios Lever	Hercules Lever	Hermes Lever
		
Kiel Lever	Poseidon Lever	Stuttgart Lever

Finish Option


SS

Traditional Brass












Concord 1½" x 11" Plate, Non-Keyed, Elan Lever, Satin Nickel (US15)

Traditional Brass








Concord 2" x 10" Plate, Non-Keyed, Turino Lever, Oil Rubbed Bronze (US10B)

Brass Lever Options *(See more lever options on pages 4 and 5)*

		
Cortina Lever	Coventry Lever	Elan Lever
		
Merrimack Lever	Milano Lever	Ribbon & Reed Lever
		
Rope Lever	Rustic Lever	Santa Fe Lever
		
Turino Lever	Arts & Crafts Lever	Hammered Lever

Finish Options

					
US3	US3NL	US7	US10B	US15	US15A
					
US19	US26				

Sandcast Bronze



Rectangular 1½" x 11" Plate, Keyed, Cimarron Lever, Medium Bronze (MB)
Rectangular 2" x 10" Plate, Non-Keyed, Lariat Lever, Tumbled White Bronze (TWB)

Arched 1½" x 11" Plate, Keyed, Durango Lever, Medium Bronze (MB)
Arched 2" x 10" Plate, Non-Keyed, Teton Lever, Flat Black Bronze (FB)

Sandcast Bronze Lever Options



Aurora Lever



Bryce Lever



Cimarron Lever



Cody Lever



Durango Lever



Lariat Lever



Mariposa Lever



Montrose Lever



Teton Lever



Yuma Lever

Finish Options



FB



MB



TWB

Tuscany Bronze



Tuscany 1½" x 11" Plate, Keyed, Medici Lever, Medium Bronze (MB)

Tuscany 2" x 10" Plate, Non-Keyed, Octagon Lever, Flat Black Bronze (FB)

Tuscany Lever Options



Medici Lever



Napoli Lever



Octagon Lever



Padua Lever

Finish Options



FB



MB

Choose Trimsets For 8 Door & Lock Configurations

*Both Keyed And Non-Keyed Functions
Available For Each Configuration*

Door Configuration #1

American Cylinder Hub Below Handle, 3⅝" Center to Center

ref. Atrium®, G-U®, KML by Andersen®, Andersen®, Marvin Integrity®, Paddock Lockmaster™, Superior®

Door Configuration #2

American Cylinder Hub Above Handle, 3⅝" Center to Center

ref. BiltBest®, G-U®, Hurd® (Energy Saver), Andersen®

Door Configuration #3

American Cylinder Hub Above Handle, 4⅛" Center to Center

ref. Andersen®

Door Configuration #4

American Cylinder Hub Above Handle, 3⅝" Center to Center

ref. Ashland®, Caradco®, G-U®, JELD-WEN®, Jeldwen® Custom Collection (formerly Pozzi®), Marvin®, PGT®, Premium Collection (formerly Norco®), Weathershield®

Door Configuration #5

Euro Profile Cylinder Below Handle, 3⅝" Center to Center

ref. Crestline®, Hoppe®, Hurd®, KfV®, Kolbe & Kolbe®, Lincoln®, Loewen®, Paddock Lockmaster™, Oknoplast®, Peachtree®, Semco®, Sierra Pacific®, Signature®, Simpson®, Therma-Tru®, Vetter®, Willmar®, Windsor®, Weathershield®

Door Configuration #6

American Cylinder Hub Below Handle, 3⅝" Center to Center

ref. Milgard®, Pella®

Door Configuration #7

American Cylinder Hub Above Handle, 6" Center to Center

ref. Trillanium® (formerly W&F Manufacturing)

Door Configuration #8

American Cylinder Hub Above Handle, 5¼" Center to Center

ref. Neuma Doors®

Disclaimer:

Door Manufacturers listed under each configuration are for reference only and are subject to change. Some retrofitting may be necessary. Please contact an Emtek authorized dealer to confirm the configuration.



THE STORY OF A LIFE WELL CRAFTED™

HOUSEOFROHL.COM

EMTEK.COM

SCHAUBANDCOMPANY.COM

Riobel

PERRIN & ROWE®
LONDON



victoria ⊕ albert®

ROHL

Schaub

EMTEK

For warranty or additional information visit emtek.com
or contact us at 1-800.356.2741. BX4-BROCHURE9 APRIL 2025